

Bowling says "My pictures have always been about seeing; looking, appearing."
Can you draw the action words below so that they appear as shapes and patterns instead of words?

SPLODGE

DRIZZLE

BUBBLE

SLOSH

SQUIGGE

DRIBBLE

DRIP

BLOB

POUR

SPILL

RIPPLE

SPLATTER



KITCHEN & BAR CHILDREN'S MENU

ANY MAIN
£5.50

RIPON NORTH YORKSHIRE FARM MEATBALLS
TAGLIATELLE AND PARMESAN CHEESE

MACARONI & CHEESE

BRITISH ISLES FISH PIE

ANY DESSERT
£2.50

ICE CREAM WITH CRUMBLLED COOKIE
STRAWBERRY AND CHOCOLATE SAUCE

MIXED BERRY FRUIT BOWL
RASPBERRY SORBET

CHOCOLATE BROWNIE, VANILLA ICE CREAM
AND CHOCOLATE SAUCE






STRAWBERRY ETON MESS



LUNCH WITH FRANK BOWLING

When he is in New York City, Bowling makes art in a studio under the Manhattan Bridge. There, he once painted the four window frames of his warehouse in green, yellow, blue and red. What can you see from your windows?

Using the coloured frames below, draw different scenes inside each one. Which colour makes you think of the countryside? Or a busy city? Or a river view? Are they windows in buildings or views from an airplane or underwater?



Meet the Artist is a series of activity books that introduce children to renowned artists in a fun and engaging way. Each book introduces an artist's prominent themes, ideas and key artworks with creative make and do! Available in shops and online at: <https://shop.tate.org.uk>.